

6400-SW | 6400-SW/R

SW series

rbh signature product



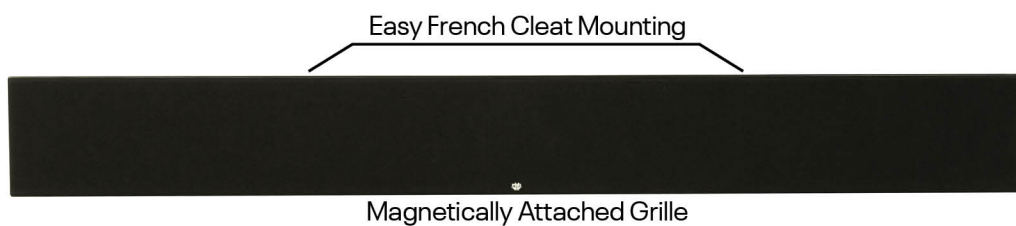
Install as Left-Center-Right (LCR) or Large Screen Center-Channel

# SIGNATURE LCR SOUNDBAR

## HIGHER IMPACT - THREE SIZES!



**Your solution** for a larger screen with the convenience of a LCR soundbar installation. Or make it a dedicated wide center channel for larger room screens to handle your bigger theater!



French cleat speaker mounting is secure and simple. Combine with RBH 661-SW and 61-SW models plus one or two of our 12in Subwoofers to achieve big sound in just a few hours!



# 6400-SW 6400-SW/R

Your BIG room with BIG screen required BIG sound! But LITTLE installation time! for your larger screen theaters. We loaded the SW version with our proprietary 6-1/2" cast frame alu cone drivers and our versatile satin fabric dome tweeters all housed in our locally hand made HDF cabinet to make a LCR sound bar that will handle larger spaces. The 6400-SW is made to fit three popular TV dimensions, 65, 75 and 85 inches. Mounting is easy via a "French cleat" system.

Step up to the 6400-SW/R which includes our proprietary AMT tweeters providing enhanced clarity and increased response. Combined with the reference mid-woofers which feature phase plugs that aid cooling and increase cone action improving overall power handling. Add RBH 61-SW/R or 661-SW/R plus a RBH Subwoofer to complete your impressive system in time for your favorite movie!

## On-Wall-SERIES Signature & Reference

- Provides timbre matched options for multi-channel sound across all freestanding, bookshelf, on-wall and in-wall products in the SF, SV or SI-Series

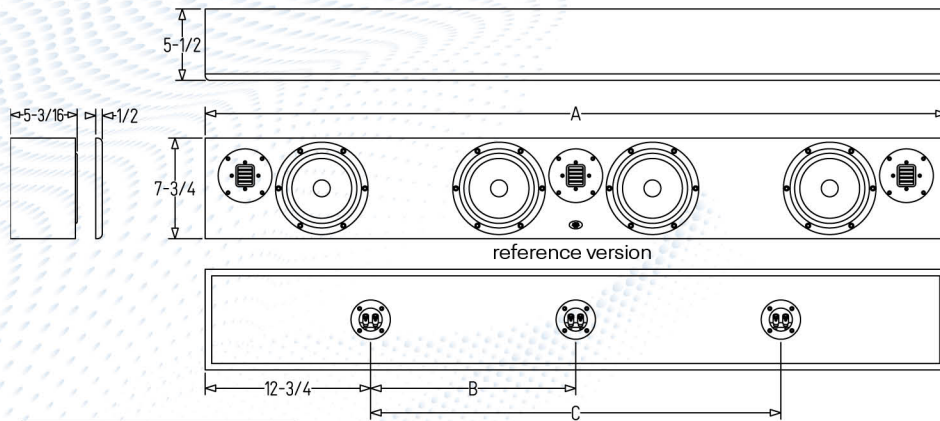
- Individually hand assembled and tested. Cabinet made locally in USA of High Density Fiberboard (HDF).

- Available in satin white or black

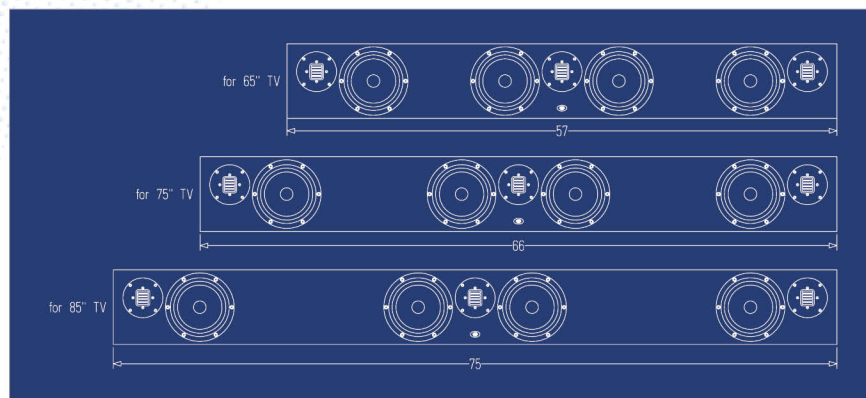


\*Limited 10 Year Warranty (with registration) from date of purchase to be free from defects and workmanship. For more information contact your RBH dealer or check our website.

It is RBH Sound policy to continuously incorporate improvements into products; all specifications are subject to change without notice. For the most current information visit us online at <https://rbhsound.com>. Copyright ©2023 RBH Sound. All Rights Reserved.



TV SIZE	65"	75"	85"
A	57	66	75
B	15-13/16	20-5/16	24-13/16
C	31-9/16	40-9/16	49-9/16



Model	6400-SW
SYSTEM TYPE	Signature On-wall Loudspeaker
FREQUENCY RESPONSE	60Hz-20kHz ± 3dB
SENSITIVITY <small>(2.83V @ 1 Meter)</small>	87 dB-Main, 90dB-Center, 92dB-Combined (2.83V @ 1 Meter)
RECOMMENDED POWER	50-150W (left & right), 50-150W (Center), 100-300W Combined
DRIVE UNITS	(3) 1" Fabric Dome Tweeters, (4) 6.5" cast aluminum frame, black or silver alu cone mid-woofers.
TWEETER PROTECTION	Yes
CROSSOVER FREQUENCY	2700Hz
CROSSOVER SLOPE	24dB/Octave, 12 dB/Octave
IMPEDANCE	8Ω Center, 6Ω Main, 4 Ω Combined
CABINET/ COLOR	HDF construction, Satin Black or Satin White
GRILLE	White or Black cloth, mag attached
WEIGHT	35.6 lbs+ (16.15 kg)
FINISHED DIMENSIONS	Three options. See drawings above
WARRANTY	*10 Year Limited

Model	6400-SW/R
SYSTEM TYPE	Signature On-wall Loudspeaker
FREQUENCY RESPONSE	60Hz-40kHz ± 3dB
SENSITIVITY <small>(2.83V @ 1 Meter)</small>	88 dB-Main, 91dB-Center, 93dB-Combined (2.83V @ 1 Meter)
RECOMMENDED POWER	50-175W (left & right), 50-175W (Center), 100-350W Combined
DRIVE UNITS	(3) 1-3/8" x 1" AMT Tweeters, (4) 6.5" cast aluminum frame, black or silver alu cone reference mid-woofers with solid metal phase plugs
TWEETER PROTECTION	Yes
CROSSOVER FREQUENCY	2700Hz
CROSSOVER SLOPE	24dB/Octave, 12 dB/Octave
IMPEDANCE	8Ω Center, 6Ω Main, 4 Ω Combined
CABINET/ COLOR	HDF construction, Satin Black or Satin White
GRILLE	White or Black cloth, mag attached
WEIGHT	36.4 lbs+ (16.51 kg)
FINISHED DIMENSIONS	Three options. See drawings above
WARRANTY	*10 Year Limited

Designed, Engineered, Tested and Assembled in USA from American and imported parts

RBH Sound • 382 Marshall Way, Ste A, Layton, Utah • USA • 84041  
Phone: (801) 543-2200 • [rbhsound.com](http://rbhsound.com)