

# 841-C / 841-CW

# Premier series

**rbh** Premier product



841-CW




841-C

## PREMIER ON-WALL and SURFACE BIG-BOLD-DEDICATED CENTERS

You need choices. Here's two options that will bring your important Center Channel forward in a big way! 5-inch deep on-wall cabinet or full depth surface setting. Either way, you can't go wrong.

Specifically designed to enhance your theater experience. The on-wall works great behind acoustically transparent screens. The full cabinet brings a bit more range to the performance.



# Premier 841-C and 841-CW

The Premier 841-C full cabinet and 841-CW on-wall 5-inch cabinet depth models are both exceptional dedicated center channels speakers. These Premier models feature our proprietary 8-inch aluminum cone woofers and a large, premium AMT aero-striction tweeter in a MMTMM driver alignment. They are capable of producing high-level, accurate, wide-range output with ultimate fidelity in large home theaters or listening rooms. The flexibility of the 841-CW either in room or behind acoustically transparent screens and its easy mounting via French Cleats makes large theater installations a breeze. The deeper cabinet 841-C model for surface placement or built into cabinets provides a bit more robust lower range output. For ultimate impact check out the RBH S and SI Subwoofer models to complement and complete your dream home theater that will leave you, your family and guests in awe. RBH, done your way.

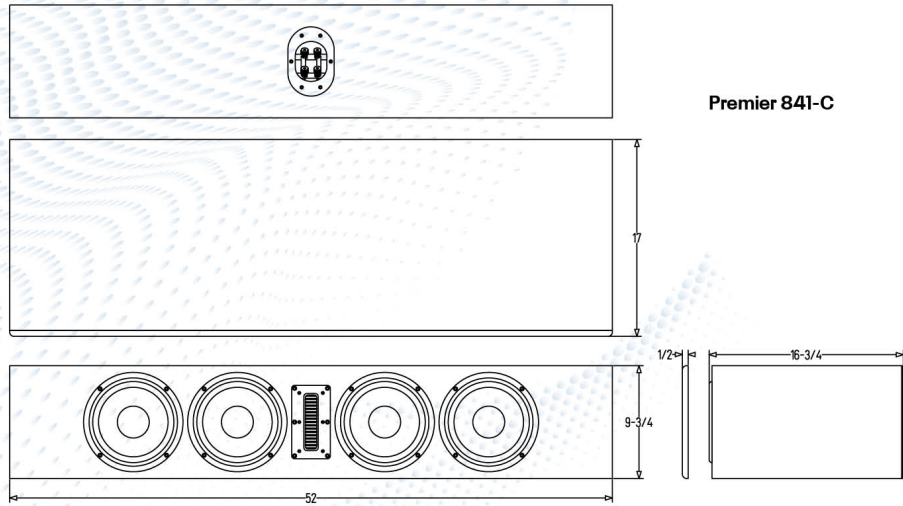
## On-Wall & Surface Placement Premier Series

- Black anodized reference aluminum drivers housed in cast aluminum baskets
- Provides timbre matched options for multi-channel sound across all RBH freestanding, bookshelf, on-wall and in-wall products featuring AMT tweeters
- Cabinet made in USA of High Density Fiberboard (HDF)
- Available in satin white or black

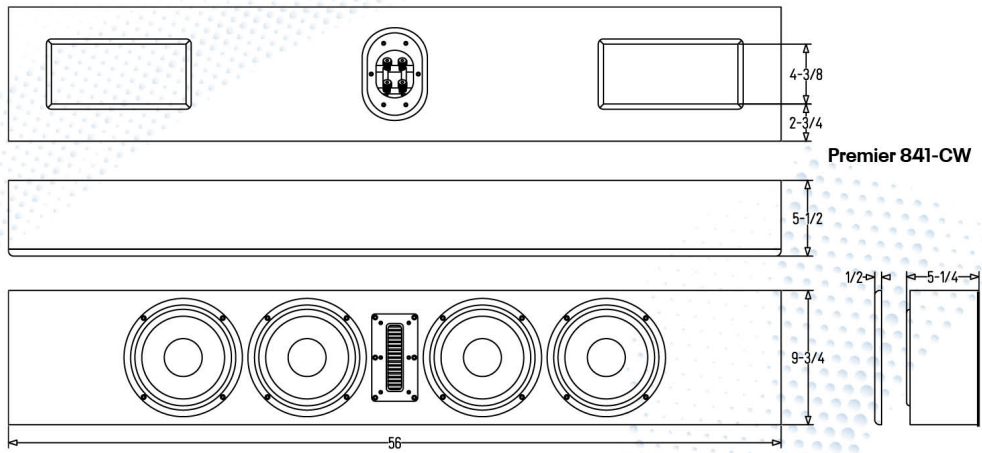


\*Limited 10 Year Warranty (with registration) from date of purchase to be free from defects and workmanship. For more information contact your RBH dealer or check our website.

It is RBH Sound policy to continuously incorporate improvements into products; all specifications are subject to change without notice. For the most current information visit us online at <https://rbhsound.com>. Copyright ©2026 RBH Sound. All Rights Reserved.



Premier 841-C



Premier 841-CW

Model	Premier 841-C
SYSTEM TYPE	Premier Center Speaker
FREQUENCY RESPONSE	50Hz-35kHz ± 3dB
SENSITIVITY <small>(2.83V @ 1 Meter)</small>	93 dB
RECOMMENDED POWER	100-600W
DRIVE UNITS	(4) 8" (203mm) cast aluminum basket, black anodized aluminum cone woofers. (1) 4.72" x 1" (120mm x 25mm) AMT Tweeter
TWEETER PROTECTION	Yes
CROSSOVER FREQUENCY	2200Hz
CROSSOVER SLOPE	24dB/Octave, 12 dB/Octave
IMPEDANCE	4Ω
CABINET / COLOR	HDF construction, Satin Black or White
GRILLE	Black, Dove Grey or White cloth magnetically attached
WEIGHT	62 lbs (28.1kg)
FINISHED DIMENSIONS	52" W x 9-3/4" H x 17-1/4" D (1321 W x 248 H x 438 D mm)
WARRANTY	*10 Year Limited

Model	Premier 841-CW
SYSTEM TYPE	Premier On-wall Center Speaker
FREQUENCY RESPONSE	55Hz-35kHz ± 3dB
SENSITIVITY <small>(2.83V @ 1 Meter)</small>	93 dB
RECOMMENDED POWER	100-600W
DRIVE UNITS	(4) 8" (203mm) cast aluminum basket, black anodized aluminum cone woofers. (1) 4.72" x 1" (120mm x 25mm) AMT Tweeter
TWEETER PROTECTION	Yes
CROSSOVER FREQUENCY	2200Hz
CROSSOVER SLOPE	24dB/Octave, 12 dB/Octave
IMPEDANCE	4Ω
CABINET / COLOR	HDF construction, Satin Black or White
GRILLE	Black, Dove Grey or White cloth magnetically attached
WEIGHT	62 lbs (28.1kg)
FINISHED DIMENSIONS	53" W x 9-3/4" H x 5-1/2" D (1346 W x 248 H x 140 D mm)
WARRANTY	*10 Year Limited

Designed, Engineered, Tested and Assembled in USA from American and imported parts

RBH Sound • 1604 W. Hill Field Rd, Ste 100, Layton, Utah • USA • 84041  
Phone: (801) 543-2200 • [rbhsound.com](https://rbhsound.com)